


PRODUCT CATALOG

LED Driver IC Expert



✉ info@believe.it

☎ +39 331 1172039

☎ +39 0445 579035


About Macroblock

Macroblock was founded in Taiwan in 1999. With a passion rooted in LED driver IC design, Macroblock positions as a mixed-signal driver IC design house focusing on optoelectronic applications and power management.

Not only have our drivers been used for the FIFA World Cup Qatar 2022™, virtual productions in Hollywood, 2022 Tokyo Dome, 2023 MSG Sphere and etc., but our backlight and automotive driver ICs are also qualified by world key players. Macroblock's driver ICs have been the preferred option adopted by worldwide customers due to our performance and reliability.



PRODUCT LINES



CONTENTS

01 **LED Display**

DaVinci Series

Hawkeye Solution Platform

SRAM Embedded S-PWM LED Driver IC

MOSFET for Time-Multiplexing LED Display

S-PWM LED Driver IC

Multi-Function LED Driver IC

Classic Constant Current LED Driver IC

17 **Automotive**

Lighting Driver IC

Display Driver IC

FALD Backlight Driver IC

Interactive Message Sign Driver IC

25 **Full-Array Local Dimming LED Backlight**

29 **LED Lighting**

All-Ways-On™ LED Driver IC

DC/DC Converter IC

DC/DC Controller IC

35 **RGB Lighting**

RGB LED Driver IC

AMUSE LED Driver IC

LED Display

As the leading supplier in LED display driver ICs, our products have been chosen and applied towards various world-class events, landmarks, as well as venues with specific demands and strict requirements.



SUCCESS STORY


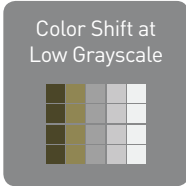
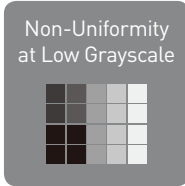
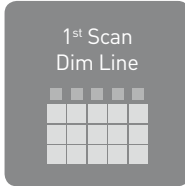
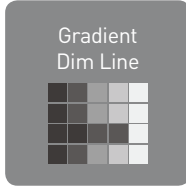


Moonshine XR
Studio, Taiwan

DaVinci Series: LED Driver IC Recommendation For Time-Multiplexing LED Displays

Specification \ Category	DaVinci Series			
Solution	Fine Pitch	Fine Pitch	Fine Pitch	Ultra fine pitch, mini-LED, micro-LED
Driver IC	MBI5292	MBI5756	MBI5762	MBI5780
LED Type	Common Anode	Common Cathode		
Embedded MOSFET	-	-	-	20
S-PWM	Max. 19-bit	Max. 16-bit	Max. 16-bit	Max. 16-bit
Davinci Premium Feature	<ul style="list-style-type: none"> Adaptive Refresh Low-gray Refresh 2x-32x Low Knee Voltage PAM+PWM [19-bit Grayscale] 	<ul style="list-style-type: none"> Adaptive Refresh Low-gray Refresh 2x-32x 	<ul style="list-style-type: none"> Adaptive Refresh Low-gray Refresh 2x-32x 	<ul style="list-style-type: none"> Adaptive Refresh Low-gray Refresh 2x-32x
Solving 7 Common Problems *	●	●	●	●
Scan Design	Up to 32-scan	Up to 64-scan	Up to 32-scan	Up to 90-scan
Intelligent Power Saving	Dynamic+	Dynamic+	Dynamic+	Dynamic+
Board Level Circuitry	Regular	Regular	Simplified	Simplified and Modular
Output Current Per Channel	0.4mA-20mA	1mA-18mA	0.5mA-10mA	0.1mA-15mA
Recommended Pixel Pitch (mm)	P1.0-P3.9	P0.9-P3.9	P0.8-P2.6	P0.4-P1.2

* 7 Common Problems: Ghosting / High Contrast Interference / Color Shift / Non-uniformity (IC Controlled) / Dim Line at the 1st Scan Line / Gradient Dim Line / Dead Pixel

Hawkeye Solution: LED Driver IC Recommendation For Time-Multiplexing LED Displays


Category Specification	Hawkeye 100		Hawkeye 150		Hawkeye 200	Hawkeye 250	Hawkeye 350
Solution	High Brightness	Fine Pitch	Fine Pitch		Fine Pitch	Fine Pitch	Ultra fine pitch, mini-LED, micro-LED
Driver IC	MBI5251	MBI5253	MBI5264	MBI5754 (Common Cathode)	MBI5353	MBI5850	MBI5864
MOSFETs	MBI5989	MBI5989	MBI5989	MBI5981	MBI5989		
HDR-Optimized *	●	-	●	●	●	●	●
Superior Image Quality	Solving the seven common problems found in fine pitch LED display <div> <div> Ghosting Effect  </div> <div> Color Shift at Low Grayscale  </div> <div> Non-Uniformity at Low Grayscale  </div> <div> 1st Scan Dim Line  </div> <div> Gradient Dim Line  </div> <div> LED Dead Pixel  </div> <div> High Contrast Interference  </div> </div>						
Scan Design	Up to 8-scan	Up to 32-scan	Up to 64-scan	Up to 64-scan	Up to 32-scan	Up to 32-scan	Up to 64-scan
Intelligent Power Saving	Dynamic+	Dynamic+	Dynamic+	Dynamic+	Dynamic	Dynamic+	Dynamic+
LED Failure Prediction	-	-	-	-	-	-	●
Board Level Circuitry	Regular				Simplified	Simplified and Modular	Simplified and Modular
Output Current	2mA-45mA	0.5mA-20mA	0.5mA-20mA	1.0mA-18mA	0.5mA-20mA	0.5mA-20mA	0.1mA-5mA
Recommended Pixel Pitch Range	4mm~12mm	1.2mm~6mm	1mm~4mm	0.9mm~4mm	0.8mm~4mm	1.5mm~6mm	0.4mm~1mm

* HDR-Optimized: 16-bit grayscale @ 4KHz refresh rate

SRAM Embedded S-PWM LED Driver

Driver ICs with built-in memory, primarily used in time-multiplexing display, are the highest level ICs today. Driver IC with built-in SRAM can greatly improve display refresh rate and utilization rate without damaging grayscale performance, and is the driver IC used in mainstream time-multiplexing display in the market today.

SUCCESS STORY



3D LED Cinema Screen "HeyLED" of
Krikorian Theatre in Los Angeles, USA
(Courtesy of Timewaying)

DCI-Certified LED Cinema Screen in
The China Film Cinema Bei'ao, Beijing
(Courtesy of Unilumin)



SRAM Embedded S-PWM LED Driver IC

		MBI5251	MBI5253	MBI5264	MBI5268
LED Type		Common Anode			
Scan Type		Typical			
No. of Output Channel		16	16	16	16
Output Current Per Channel		2~45mA	0.5~20mA	0.5~20mA	3.0~30mA
Sustaining Output Voltage		7V			
Excellent Output Current Accuracy	Between Channels	<±1.5% (typ.)	<±1.5% (typ.)	<±1.5% (typ.)	<±2.5% (typ.)
	Between ICs	<±1.5% (typ.)	<±1.5% (typ.)	<±1.5% (typ.)	<±3.0% (typ.)
Embedded MOSFET		-	-	-	-
Error Detection	LED Open	●	●	●	●
	LED Short	-	-	-	-
Current Gain		6-bit	6-bit	6-bit	6-bit
PWM Enhancement		-	-	●	●
GCLK Multiplier		●	●	●	●
Solving 7 Common Problems *		●	●	●	●
Intelligent Power Saving		●	●	●	●
S-PWM		13/14/15/16-bit	13/14-bit	13/14/15/16-bit	13/14-bit
Scan Design		Up to 8-scan	Up to 32-scan	Up to 64-scan	Up to 128-scan
RoHS Compliant Package		SSOP24	SSOP24	SSOP24	SSOP24
		QFN24	QFN24	QFN24	-
Major Applications		Time-Multiplexing LED Display			

* 7 Common Problems: Ghosting / High Contrast Interference / Color Shift / Non-uniformity (IC Controlled) / Dim Line at the 1st Scan Line / Gradient Dim Line / Dead Pixel

SRAM Embedded S-PWM LED Driver IC

		MBI5292	MBI5353	MBI5359	MBI5850	MBI5864
LED Type		Common Anode				
Scan Type		Typical			Scan-sharing	
No. of Output Channel		16	48	48	12	48
Output Current Per Channel		0.4~20mA	0.5~20mA	0.5~20mA	0.5~20mA	0.1~5mA
Sustaining Output Voltage		7V	17V		7V	
Excellent Output Current Accuracy	Between Channels	<±1.0% (typ.)	<±1.5% (typ.)	<±1.5% (typ.)	<±1.5% (typ.)	<±1% (typ.)
	Between ICs	<±1.0% (typ.)	<±1.5% (typ.)	<±1.5% (typ.)	<±1.5% (typ.)	<±1% (typ.)
Embedded MOSFET		-	-	32	4	16
Error Detection	LED Open	●	●	●	●	●
	LED Short	-	●	●	-	●
Current Gain		8-bit	Global/RGB	Global/RGB	Global/RGB	Global/RGB
PWM Enhancement		●	-	●	●	●
GCLK Multiplier		●	●	●	●	●
Solving 7 Common Problems *		●	●	●	●	●
Intelligent Power Saving		●	●	●	●	●
S-PWM		14/15/16/17/18/19-bit	13/14/15/16-bit	13/14/15/16-bit	13/14/15/16-bit	13/14/15/16-bit
Scan Design		Up to 32-scan	Up to 32-scan	Up to 32-scan	Up to 32-scan	Up to 64-scan
RoHS Compliant Package		SSOP24	QFN56	BGA104	SSOP24	QFN88
		QFN24	-	-	-	BGA90
Major Applications		Time-Multiplexing LED Display				

* 7 Common Problems: Ghosting / High Contrast Interference / Color Shift / Non-uniformity (IC Controlled) / Dim Line at the 1st Scan Line / Gradient Dim Line / Dead Pixel

SRAM Embedded S-PWM LED Driver IC

		MBI5754 (Patented)	MBI5756 (Patented)	MBI5759 (Patented)	MBI5762 (Patented)	MBI5780 (Patented)
LED Type		Common Cathode				
Scan Type		Typical				Scan-sharing
No. of Output Channel		16	16	48	48	48
Output Current Per Channel		1~18mA	1~18mA	0.5~15mA	0.5~10mA	0.1~15mA
Sustaining Output Voltage		7V				
Excellent Output Current Accuracy	Between Channels	<±1.5% (typ.)	<±1.5% (typ.)	<±1.5% (typ.)	<±2.0% (typ.)	<±1% (typ.)
	Between ICs	<±1.5% (typ.)	<±1.5% (typ.)	<±1.5% (typ.)	<±2.5% (typ.)	<±1% (typ.)
Embedded MOSFET		-	-	32	-	20
Error Detection	LED Open	●	●	●	●	●
	LED Short	-	-	●	●	●
Current Gain		6-bit	6-bit	Global/RGB	7-bit	Global/RGB
PWM Enhancement		●	●	●	●	●
GCLK Multiplier		●	●	●	●	●
Solving 7 Common Problems *		●	●	●	●	●
Intelligent Power Saving		●	●	●	●	●
S-PWM		13/14/15/16-bit	13/14/15/16-bit	13/14/15/16-bit	13/14/15/16-bit	14/15/16-bit
Scan Design		Up to 64-scan	Up to 64-scan	Up to 32-scan	Up to 32-scan	Up to 90-scan
RoHS Compliant Package		SSOP24	SSOP24	BGA104	QFN64	QFN88
		QFN24	QFN24	-	-	-
Major Applications		Time-Multiplexing LED Display				

MOSFET For Time-Multiplexing LED Display

	MBI5981	MBI5989
No. of Output Channel	8	16
MOSFET Type	NMOS	PMOS
Output Current Per Channel	2.5A	3.5A
Operation Voltage	3.3V ~ 5V	3.3V ~ 5V
ON Resistance	130m ohm	200m ohm
High Contrast Interference Elimination	●	●
Upper Ghosting Effect Elimination	●	●
LED Short-Caterpillar Elimination	●	●
RoHS Compliant Package	SSOP16	SSOP24
	QFN16	-
Major Applications	For Common Cathode LED Driver	For Common Anode LED Driver

SUCCESS STORY

The World's Largest
Outdoor Centre-Hung
Video Display at Bristol
Motor Speedway
(BMS), USA (Courtesy
of digiLED & Go Vision)



S-PWM Technology

The Scrambled Pulse Width Modulation (S-PWM) technology enhances Pulse Width Modulation (PWM) by scrambling an image into several sub-images with the same color quality. Besides increasing the image refresh rate, this feature also supports flicker-free image and improves reliability when building a 16-bit grayscale LED display.

S-PWM LED Driver IC

		MBI5030	MBI5031	MBI5040	MBI5043	MBI5262
No. of Output Channel		16				
Output Current Per Channel		8~90mA		2~60mA	1~45mA	4~100mA
Sustaining Output Voltage		17V				6V
Excellent Output Current Accuracy	Between Channels	<±1.5% (typ.)				<±2.5% (typ.)
	Between ICs	<±3% (typ.)			<±1.5% (typ.)	<±3.0% (typ.)
Error Detection	LED Open	●	●	●	-	●
	LED Short	-	-	●	-	-
Thermal Shutdown		-	-	●	-	-
Current Gain		8-bit		7-bit, 0%~100%	6-bit	6-bit
PLL		-	-	-	-	●
GCLK Multiplier		-	-	-	●	●
Lower Ghosting Effect Elimination		-	-	-	●	●
S-PWM		12 /16-bit	12-bit	12 /16-bit	16-bit	13/14/15/16-bit
Scan Design		Static	Static	Static	Static	Up to 16-scan
Dot Correction		-	-	8-bit, Digital	-	-
RoHS Compliant Package		SOP24	SOP24	SOP24	SSOP24	SSOP24
		TSSOP24	TSSOP24	TSSOP24	QFN24	TSSOP24
		QFN24	QFN24	QFN24	-	QFN24
Major Applications		High Refresh Rate, High Grayscale LED Display				

Multi-Function LED Driver (PrecisionDrive™ / Share-I-O™)

Share-I-O™ Technology

Share-I-O™ technology features pin compatibility. Share-I-O™, additional functions can be added to LED drivers without adding extra pins and changing the printed circuit board (PCB) originally designed for conventional LED drivers.

Multi-Function LED Driver IC

		MBI5037	MBI5038	MBI5039	MBI5056
No. of Output Channel		16			
Output Current Per Channel		10-80mA	3~45mA	8~90mA	2~45mA
Sustaining Output Voltage		17V			
Excellent Output Current Accuracy	Between Channels	<±1.5% (typ.)			<±2.5% (typ.)
	Between ICs	<±3% (typ.)	<±1.5% (typ.)	<±3% (typ.)	<±3.0% (typ.)
Error Detection	LED Open	●	●	●	●
	LED Short	●	●	●	●
	Leakage	●	●	-	-
Scan Design		-	-	-	Up to 8-scan
PLL		-	-	-	●
Current Gain		-	●	●	●
Power Saving		●	●	-	●
RoHS Compliant Package		SOP24	SOP24	SOP24	SSOP24
		SSOP24	SSOP24	SSOP24	QFN24
		-	-	QFN 24	-
Major Applications		Commercial LED Display, Message Sign, VMS Traffic Sign, Bus Sign			

Classic Constant Current (PrecisionDrive™) LED Driver

PrecisionDrive™ Technology

The PrecisionDrive™ technology enhances the characteristics of current output and current accuracy, allowing viewers to enjoy a clear and refined image on the LED display. Driver ICs with this technology has a $\pm 1.5\%$ current accuracy between output ports within each driver IC and a $\pm 1.5\%$ deviation between driver ICs. The current varied with LED forward voltage change is no more than 0.1% per volt while the current varied with supply voltage change and ambient temperature change is restricted to 1%.

Classic Constant Current (PrecisionDrive™) LED Driver IC

		MBI5025	MBI5026	MBI5035	MBI5124
No. of Output Channel		16			
Output Current Per Channel		1~45mA	5~90mA	3~45mA	1~25mA
Sustaining Output Voltage		17V			7V
Excellent Output Current Accuracy	Between Channels	<±1.5% (typ.)	<±3% (typ.)	<±1.5% (typ.)	<±1.5% (typ.)
	Between ICs	<±1.5% (typ.)	<±6% (typ.)	<±3% (typ.)	<±1.5% (typ.)
Lower Ghosting Effect Elimination		-	-	-	●
Low Knee Voltage		-	-	●	-
RoHS Compliant Package		SOP24	SOP24	SOP24	SOP24
		SSOP24	SSOP24	SSOP24	SSOP24
		-	-	-	QFN24
Major Applications		Commercial LED Display, Message Sign		Commercial LED Display (Low Power)	Commercial LED Display, Message Sign



Automotive Lighting

Driving Safety with Innovation

Macroblock has a series of LED driver ICs that passed AEC-Q100 for automotive lighting.

Automotive Lighting Driver IC

Switch and/or linear type drivers and controllers are targeted for LED lamps in vehicles. The optimized technical and protection features help strengthen system reliability for automobiles.

AEC-Q100 Automotive Lighting Driver IC

		MBI6657Q	MBI6659Q	MBI6665Q	MBI6671Q	MBI1841Q	MBI6034Q
Topology		Buck	Buck/ Const. Frequency	Multi-topology/ Const. Frequency	Multi-topology/ Const. Frequency	Linear	Linear
No. of Output Channel		1	1	1	1	8	12
Max. Channel Current		1.2A	2.5A	1.5A	By External MOSFET	150mA	45mA
Max. Sustaining Voltage		45V	50V	65V	71V	50V	28V
Supply Voltage		6~40V	5~45V	6~65V	5.4~65V	6~50V	6~24V
Switching on Resistance		0.3Ω	0.25Ω	0.27Ω	-	-	-
Dimming Method	Digital	●	●	●	●	●	●
	Analog	●	●	●	●	-	-
	Built-in Pattern	-	-	-	-	●	-
Protection	LED Open/Short	●	●	●	● *	● **	●
	Thermal Fold-back	●	●	●	-	●	-
	OTP	●	●	●	●	●	-
	UVLO	-	●	●	●	●	●
	OCP	●	●	●	-	-	-
	Soft Start-up	-	●	●	-	-	-
RoHS Compliant Package		SOP8	SOP8	TSSOP20	TSSOP14	QFN48	QFN24
Major Applications		Position Light, Fog Light, Interior Light, Rear Light	Position Light, Fog Light, Interior Light, Rear Light	DRL, Headlight, Fog Light, Rear Light	Headlight, DRL, Fog Light	Emblem Light, Interior Light, Rear Light	Ambient Light, Rear Light

* LED short protection should be supported by external circuit


** LED short/open protections are only supported by certain patterns

AEC-Q100 Automotive Lighting Driver IC

		MBI6306Q	MBI6352Q	MBI6353Q	MBI5352Q
No. of Output Channel		6	48	48	48
Output Current Per Channel		0.1-10mA	4-100mA	4-100mA	2-20mA
Sustaining Output Voltage		16V	24V	24V	17V
Excellent Output Current Accuracy	Between channels	$< \pm 2.0\%$ (max.)	$< \pm 3.0\%$ (max.)	$< \pm 3.0\%$ (max.)	$< \pm 3.5\%$ (max.)
	Between ICs	$< \pm 3.0\%$ (max.)	$< \pm 3.0\%$ (max.)	$< \pm 3.0\%$ (max.)	$< \pm 7.0\%$ (max.)
Scan Design		-	Up to 4-scan	Up to 4-scan	Up to 32-scan
Dimming Method		8-bit PAM	12-bit PWM 12-bit Hybrid 10-bit PAM	12-bit PWM 12-bit Hybrid 10-bit PAM	13/14/15/16-bit PWM
Current Gain		2-bit/Global	8-bit	8-bit	3-bit/Global 7-bit/Group
Error Detection	LED Open	●	●	●	●
	LED Short	●	●	●	●
Thermal Protection		●	●	●	-
RoHS Compliant Package		QFN16 3×3	QFN68 8×8	QFN68 8×8	QFN56 8×8
Major Appliaiotns		Interior Light, Ambient Light	ADB, Grille Light	ADB, Grille Light	Interior Matrix Lighting

Automotive Display Driver IC

L9 interactive Safe
Driving Display
(Courtesy of Li Auto)



Roewe RX5 27-inch 4K In-vehicle
Display (Courtesy of SAIC Motor)

SUCCESS
STORY

AEC-Q100 Automotive FALD Backlight Driver IC

		MBI6306Q	MBI6330Q	MBI6352Q	MBI6353Q
No. of Output Channel		6	24	48	48
Output Current Per Channel		0.1-10mA	4-72mA	4-100mA	4-100mA
Sustaining Output Voltage		16V	13V	24V	24V
Excellent Output Current Accuracy	Between channels	<±2.0% (max.)	<±2.0% (typ.)	<±3.0% (max.)	<±3.0% (max.)
	Between ICs	<±3.0% (max.)	<±2.0% (typ.)	<±3.0% (max.)	<±3.0% (max.)
Scan Design		-	Up to 8-scan	Up to 4-scan	Up to 4-scan
Dimming Method		8-bit PAM	12-bit PWM 16-bit Hybrid 12-bit PAM	12-bit PWM 12-bit Hybrid 10-bit PAM	12-bit PWM 12-bit Hybrid 10-bit PAM
Current Gain		2-bit/Global	8-bit/Global	8-bit	8-bit
Dot Correction		-	6-bit	-	-
High Luminance		-	2-bit	2-bit	2-bit
Error Detection	LED Open	●	●	●	●
	LED Short	●	●	●	●
Thermal Protection		●	●	●	●
RoHS Compliant Package		QFN16 3×3	QFN56 7×7	QFN68 8×8	QFN68 8×8
Major Appliaiotns		Digital Cockpit Platform	Digital Cockpit Platform	HUD, Digital Cockpit Platform	HUD, Digital Cockpit Platform

AEC-Q100 Automotive Interactive Message Sign Driver IC

		MBI5352Q	MBI5353Q	MBI5780Q
No. of Output Channel		48	48	48
Output Current Per Channel		2-20mA	2-20mA	0.1~15mA (R/G/B)
Sustaining Output Voltage		17V	17V	5.5V
Excellent Output Current Accuracy	Between Channels	$< \pm 3.5\%$ (max.)	$< \pm 3.5\%$ (max.)	$< \pm 2\%$ (max.)
	Between ICs	$< \pm 7.0\%$ (max.)	$< \pm 7.0\%$ (max.)	$< \pm 2\%$ (max.)
Scan Design		Up to 32-scan	Up to 32-scan	Up to 90-scan
Dimming Method		13/14/15/16-bit PWM	13/14/15/16-bit PWM	14/15/16-bit PWM
Current Gain		3-bit/Global 7-bit/Group	3-bit/Global 7-bit/Group	6-bit
Error Detection	LED Open	●	●	●
	LED Short	●	●	●
Thermal Protection		-	-	●
RoHS Compliant Package		QFN56 8×8	QFN56 8×8	QFN88 10×10
Major Applications		Interactive Message Sign, Digital Cockpit Platform	Interactive Message Sign, Digital Cockpit Platform	Interactive Message Sign, Digital Cockpit Platform

MOSFET PMOS

	MBI5989Q
No. of Output Channel	16
Output Current Per Channel	2.0A
Operation Voltage	3.3V ~ 5V
ON Resistance	200m ohm
High Contrast Interference Elimination	●
Upper Ghosting Effect Elimination	●
LED Short-Caterpillar Elimination	●
RoHS Compliant Package	SSOP24
Major Applications	For Common Anode LED Driver

Full-Array Local Dimming LED Backlight

Macroblock's solution can realize thousands of zones local dimming far beyond the conventional solutions which only support tens of zones.



Gaming Laptop / Gaming Tablet



VR Device



Gaming TV



Gaming Monitor

Full-Array Local Dimming LED Backlight Driver IC

High Dynamic Range (HDR) is a new standard for the new era display equipment. Full-Array Local Dimming (FALD) is a necessary technology for LCD to meet HDR requirements. Macroblock introduces several FALD LED backlight driver ICs designed to cover every size LCD to integrate time-multiplexing architecture.

FALD Backlight LED Driver IC

		MBI6306	MBI6312	MBI6323	MBI6334	MBI6349	MBI6353
No. of Output Channel		6	12	32	64	26	48
Transmission Interface		SPI-like	SPI-like W/ Bcon less	SPI W/Daisy Chain	SPI W/Daisy Chain	SPI W/Daisy Chain	SPI W/Daisy Chain
Transmission Method	Burst Mode	-	-	●	●	●	●
Output Current Per Channel		0.1~10mA	4~81mA	2.2~46.3mA	5~30mA	5~30mA	4~100mA
Sustaining Output Voltage		16V	45V	16V	17V	17V	24V
Excellent Output Current Accuracy	Between Channels	<±2.0% (max.)	<±3.0% (max.)	<±2.0% (max.)	<±3.0% (max.)	<±2.0% (max.)	<±3.0% (max.)
	Between ICs	<±3.0% (max.)	<±3.0% (max.)	<±2.5% (max.)	<±3.0% (max.)	<±2.0% (max.)	<±3.0% (max.)
Scan Design		-	-	Up to 16-scan	Up to 8-scan	Up to 8-scan	Up to 4-scan
Embedded MOSFET		-	-	16	-	-	-
Dimming Method		8-bit PAM	12-bit PWM 10-bit PAM	10/12-bit PWM	12-bit PWM 10-bit PAM	12-bit PWM 12-bit PAM	12-bit PWM 10-bit PAM
Dynamic-Sync		●	●	●	●	●	●
Current Gain		2-bit/Global	6-bit	8-bit	8-bit	8-bit	8-bit
Feedback Control		-	●	●	●	-	●
Error Detection	LED Open	●	●	●	●	●	●
	LED Short	●	●	●	●	●	●
Thermal Protection		●	●	●	●	●	●
RoHS Compliant Package		WLCSP-16 1.07×1.07	QFN-24 4×4	QFN-64 7×7	BGA 5×11	WLCSP-52 2.2×6	QFN-68 8×8
		QFN-16 3×3	-	-	-	-	-
Major Applications		Laptop, Tablet, Watch, Device Protable	TV	Laptop, Tablet, Watch, Device Protable	Laptop, Tablet	Laptop, Tablet	Monitor, TV

LED Lighting

Illumination as a Service

Look no further if you're finding the next driver IC to be used in your LED lighting products. We are humbled by our worldwide customers' support and pledge to continue to improve our products and service.



LED Driver for General LED Lighting

DC/DC converters and AC/DC controllers are specifically designed for LED lighting applications that require large power consumption. The constant current and high power efficiency meet the safety and reliability standards required for LED lighting applications.

DC/DC Converter IC

		MBI6646	MBI6651	MBI6652	MBI6653	MBI6655	MBI6656	MBI6657	MBI6658	MBI6659	MBI6661	MBI6662
Topology		Buck / Hysteretic PFM			Buck	Buck / Hysteretic PFM			Buck/ Const. Frequency	Buck / Hysteretic PFM	PFM(Const. FSW)	
Common Anode		●	-	-	-	-	-	-	●	-	-	●
Max. Output Current Per Channel		1A		750mA	1A			1.2A*	2A	2.5A	1A	2A
Max. Sustaining Voltage		40V		32V	65V	40V	45V	45V	39.6V	50V	75V	75V
Supply Voltage		6~36V	6~36V	6~30V	4.5~65V	6~36V	6~40V	6~40V	4.5~32V	5~45V	9~60V	4.5~60V
Switch on Resistance (Typ.)		0.6Ω	0.45Ω		0.3Ω			0.25Ω	0.12Ω	0.25Ω	0.35Ω	0.2Ω
Dimming method	Digital	●	●	●	●	●	●	●	●	●	●	●
	Analog	●	-	-	●	-	●	●	-	●	-	-
Protection	LED Open	●	●	●	●	●	●	●	●	●	●	●
	LED Short	●	●	●	●	●	●	●	-	●	●	●
	Thermal Shutdown	●	●	●	●	●	●	●	●	●	●	●
	Start-up	●	●	●	●	●	●	●	-	-	●	●
	UVLO	●	●	-	●	-	●	●	●	●	●	●
	OCP/OCL	●	-	-	●	●	●**	●	-	●	●	●
	Thermal Fold-back	-	-	-	-	-	-	●	-	●	-	-
	OTP Error FLAG	-	-	-	-	-	-	-	●	-	-	-
	OCP Error FLAG	-	-	-	-	-	-	-	●	-	-	-
	Soft Start-up	-	-	-	-	-	-	-	-	●	-	-
RoHS Compliant Package		SOP8	T0252	MSOP8	SOP8	SOP8	T0252	SOT89	SOP8	SOP8	T0252	SOP10
		SOT89	MSOP8	SOT23	-	SOT89	SOP8	SOT23	-	-	SOP8	-
		SOT23	SOT23	-	-	-	SOT89	-	-	-	-	-
		-	-	-	-	-	SOT23	-	-	-	-	-
Major Applications		MR11, MR16, Flood Light, PAR Light, Wall Wash Light, Stage Light, Panel Light, Emergency Lighting, Street Light, Tunnel Lighting, High Power LED Lighting, Automotive Lighting										

* 1.2A for SOT89 package only and 1A for SOT23 Package.

** Protection feature may vary from different versions.

DC/DC Converter IC

		MBI6663	MBI6664	MBI6665
Topology		Buck / Hysteretic PFM	Buck / Hysteretic PFM	Multi-topology / Const. Frequency
Common Anode		-	●	-
Max. Output Current Per Channel		1A	2A	1.5A
Max. Sustaining Voltage		75V	65V	65V
Supply Voltage		6~65V	4.5~65V	6~65V
Switch on Resistance [Typ.]		0.3Ω	0.2Ω	0.27Ω
Dimming method	Digital	●	●	●
	Analog	●	-	●
Protection	LED Open	●	●	●
	LED Short	●	●	●
	Thermal Shutdown	●	●	●
	Start-up	●	●	-
	UVLO	●	●	●
	OCP/OCL	●	●	●
	Thermal Fold-back	-	-	●
	OTP Error FLAG	-	●	●
	OCP Error FLAG	-	●	●
	Soft Start-up	-	-	●
RoHS Compliant Package		T0252	SOP8	TSSOP20
		SOP8	-	QFN20
		SOT89	-	-
Major Applications		MR11, MR16, Flood Light, PAR Light, Wall Wash Light, Stage Light, Panel Light, Emergency Lighting, Street Light, Tunnel Lighting, High Power LED Lighting, Automotive Lighting		

DC/DC Controller IC

		MBI6671	MBI6672	MBI6673
Topology		Multi-topology / PFM	Constant Off Time with Peak Current Detection	Single Inductor Multi Output / PFM
Max. Output Current Per Channel		By External MOSFET		
Supply Voltage		5.4~65V	6~60V	9~55V
Dimming Method	Digital	●	●	-
	Analog	●	-	-
	Shunt Dimming	-	●	●
Protection	LED Open	● *	-	●
	LED Short	● *	-	-
	Thermal Shutdown	●	●	●
	OVP	●	-	-
	UVLO	●	●	●
	OCP	-	-	●
RoHS Compliant Package		TSSOP14	TSSOP14	TSSOP24
Major Applications		High Power LED Lighting, Automotive Lighting	High Power LED Lighting, Stage Lighting	

* LED open /short status can be reported by the FLT pin

SUCCESS STORY

MSG Sphere, the
World's Largest LED
Display with a Spherical
Structure in Las Vegas,
USA (Courtesy of SACO
Technologies)



PHOTO CREDIT: MSG ENTERTAINMENT



RGB Lighting

Including RGB LED drivers for architectural lighting and
backlight & lighting solutions for consumer electronics.

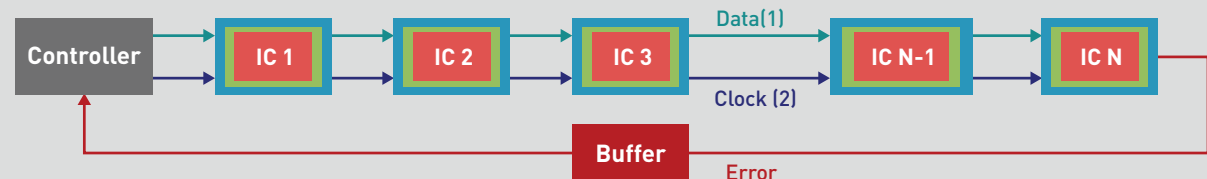
RGB LED Driver for Architectural Lighting

Bi-Directional Transmission

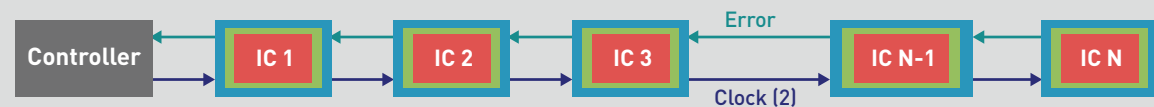
- Data transmission mode: forward transmission
- Error report mode: reverse transmission

In traditional designs, the Error report feature is achieved by connecting one additional wire from the last IC to the controller and a signal buffer. With I/O bi-directional transmission, the same wire connecting the controller to the ICs is used to report information back to the control system. This not only improves communication between control systems and light fixtures but also saves wire costs.

Traditional Daisy-Chain Error Report




I/O Reverse Error Report



RGB LED Driver IC

		MBI6023	MBI6024	MBI6033	MBI6034	MBI6030
No. of Output Channel		3×4				3×1
Transmission Interface	Topology	2-Wire				2-Wire
	Clock Integrity	Clock Inversion				Clock Regeneration
	Bi-directional	-	-	-	●	-
Constant Output Current Range Per Channel		3~45mA				5~150mA
Sustaining Output Voltage		17V		28V		40V
Supply Voltage		3~5.5V		3~5.5V/6~24V		7~30V
Built-in LDO		-	-	●	●	●
S-PWM		16-bit				16 /10-bit
PWM		●	●	●	●	●
Dot Correction		-	8/6-bit	-	-	6-bit
Current Gain		-	-	●	●	-
Error Detection	LED Open	-	-	-	●	-
	LED Short	-	-	-	●	-
	Wire Disconnection	-	-	-	●	-
	Thermal Protection	-	-	-	-	●
RoHS Compliant Package		SSOP24	SSOP24	SSOP24	SSOP24	SSOP16
		QFN24	QFN24	QFN24	QFN24	QFN24
		-	-	TSSOP24	TSSOP24	-
Major Applications		LED Strip, Mesh Display				LED Cluster



AMUSE LED Driver

Professional RGB LED Backlight & Lighting Solution for Consumer Electronics

- SPI & I²C control interface
- Excellent output current accuracy enables precise color lighting
- Built-in auto breath lighting function with gamma correction

AMUSE LED Driver IC

		MBIA043	MBIA045	MBIA128
No. of Output Channel		16	16	12
Control Interface		Proprietary SPI-like	Proprietary SPI-like	SPI 15MHz
Embedded MOSFET		-	-	4
Scan Type		Static	Static	Scan-sharing
Scan Design		-	-	Up to 20-scan
LED Matrix Configuration		-	-	Up to 400 RGB pixels
Output Current Per Channel		2~45mA	1~45mA	5~40mA
Output Current Accuracy	Between Channels	$< \pm 1.5\%$ (typ.)	$< \pm 2.0\%$ (typ.)	$< \pm 1.5\%$ (typ.)
	Between IC Devices	$< \pm 3.0\%$ (typ.)	$< \pm 2.5\%$ (typ.)	$< \pm 2.5\%$ (typ.)
Supply Voltage		3V ~ 5.5V	3.3V ~ 5V	5V
I/O Level		V _{DD}	V _{DD}	3.3V / 5V Selectable
Sustaining Output Voltage		17V	17V	7V
PWM		10-bit	16 / 10-bit	10 / 8-bit
Current Gain		R-ext	6-bit	8-bit
Ghosting Effect Elimination		-	●	●
Error Detection	LED Open	-	-	●
	LED Short	-	-	●
	LED Pixel Short	-	-	●
EMI Noise Reduction	Channel Output Shift	-	●	●
	PWM Forward/Backward Counting	●	●	●
	Output Slew Rate Control	-	-	●
	PWM Enhancement	-	-	●
Protection	Thermal	-	-	●
	Over Current	-	-	●
Intelligent Power Saving		-	-	●
Auto Breath Function		-	-	●
RoHS Compliant Package		SSOP24	SSOP24	TSSOP28
		-	QFN24	QFN28
Major Applications		LED Lighting for Gaming Keyboard, Home Appliance	LED Lighting for Gaming Keyboard, Home Appliance	LED Lighting for Gaming Keyboard, Home Appliance, IoT Device, MIDI Controller

INNOVATE FOR LIGHT



V501