Product Portfolio

Copyright ⓒ 2022 Sangsangin Co., Ltd. All rights reserved.

Relay Product

We have 37 plus series including signal relays, power relays, industrial relays, automotive relays, latching relays, SSR etc. And we have ability to develop 5~10 new relay to meet customer request and needs.

Signal Relay



Power Relay

Industrial Relay

Automotive Relay

Latching Relay

Solid State Relay(SSR)

PhotoMOS Relay

Relay Socket

Copyright ⓒ 2022 Sangsangin Co., Ltd. All rights reserved.

Signal Relay

TY

- Contact Arrangement : 1C
- Contact Ratings :
  0.5A 125VAC, 1A 30VDC
- Rated Voltage:
  1.5~24VDC
- Coil Power :
  150mW, 200mW
- Outline Dimension :
  12.5 x 7.5 x 10mm
- Approval Standard :
  UL, cUL
- Cross Reference:
  G5V-1, HY, SY, TSC

CY



- Contact Arrangement : 2C
- Contact Ratings :
  1A 125VAC, 2A 30VDC
- Rated Voltage:
  3~24VDC
- Coil Power :
  150mW, 200mW
- Outline Dimension :
  20.2 x 10 x 11.5mm
- Approval Standard :
  UL, cUL
- Cross Reference:
  G5V-2, DS2Y, RY

ECY

- Contact Arrangement : 2C
- Contact Ratings :
  1A 120VAC, 1A 24VDC
- Rated Voltage:
  3~24VDC
- Coil Power :
  150mW, 200mW
- Outline Dimension :
  20.5 x 10 x 11.8mm
- Approval Standard :
  UL, cUL
- Cross Reference:
  G5V-2, DS2Y, RY

CJ

- Contact Arrangement : 2C
- Contact Ratings :
  0.5A 125VAC, 2A 30VDC
- Rated Voltage:
  1.5~48VDC
- Coil Power :
  100mW, 140mW, 200mW
- Outline Dimension :
  15 x 7.5 x 9(9.4)mm
- Approval Standard :
  UL, cUL
- Cross Reference:
  G6S, TX, NA/BA

Copyright ⓒ 2022 Sangsangin Co., Ltd. All rights reserved.

Signal Relay

CP



- Contact Arrangement : 2C
- Contact Ratings :
  0.5A 125VAC, 1A 30VDC
- Rated Voltage:
  1.5~24VDC
- Coil Power :
  100mW, 140mW, 200mW
- Outline Dimension :
  14 x 9 x 5mm
- Approval Standard :
  UL, cUL
- Cross Reference:
  G6H, TQ, A

NB

- Contact Arrangement : 2C
- Contact Ratings :
  1A 125VAC, 2/3A 30VDC
- Rated Voltage:
  3~48VDC
- Coil Power :
  75mW, 100mW, 150mW, 200mW
- Outline Dimension :
  20.2 x 10.2 x 10.6mm
- Approval Standard :
  UL, cUL
- Cross Reference:
  G6A, DS2Y, RA

NC

- Contact Arrangement : 2C
- Contact Ratings :
  0.5A 125VAC, 2A 30VDC
- Rated Voltage:
  1.5~24VDC
- Coil Power :
  100mW, 140mW, 200mW
- Outline Dimension :
  10 x 6.5 x 5.4mm
- Approval Standard :
  UL, cUL
- Cross Reference:
  G6K, GQ, IM

SA

- Contact Arrangement : 2C
- Contact Ratings :
  0.5/1A 125VAC, 1/2A 30VDC
- Rated Voltage:
  1.5~24VDC
- Coil Power :
  100mW, 120mW, 140mW, 230mW
- Outline Dimension :
  10.6 x 5.7 x 9mm
- Approval Standard :
  UL, cUL
- Cross Reference:
  G6J, GN, IM

Copyright ⓒ 2022 Sangsangin Co., Ltd. All rights reserved.

Signal Relay

TA

- Contact Arrangement : 1A, 1C
- Contact Ratings :
  3A 120VAC, 3A 24VDC
- Rated Voltage:
  3~48VDC
- Coil Power :
  200mW, 360mW, 450mW
- Outline Dimension :
  15.7 x 10.4 x 11.7mm
- Approval Standard :
  UL, cUL
- Cross Reference:
  G2E, MZ, OUA

Copyright ⓒ 2022 Sangsangin Co., Ltd. All rights reserved.

Power Relay

CU

- Contact Arrangement : 1A
- Contact Ratings :
  5/7A 250VAC, 5/7A 30VDC
- Rated Voltage:
  3~24VDC
- Coil Power :
  200mW
- Outline Dimension :
  20.5 x 7 x 15.3mm
- Approval Standard :
  UL, cUL
- Cross Reference:
  G5NB/G5T, LD

NA



- Contact Arrangement : 1A
- Contact Ratings :
  5A 250VAC, 5A 30VDC
- Rated Voltage:
  5~24VDC
- Coil Power :
  120~180mW
- Outline Dimension :
  20 x 5 x 12.5mm
- Approval Standard :
  UL, cUL
- Cross Reference:
  G6DS, PA, PCN

CS

- Contact Arrangement : 1A, 1C
- Contact Ratings :
  5/10A 250VAC, 5/10A 30VDC
- Rated Voltage:
  3~48VDC
- Coil Power :
  200mW, 450mW
- Outline Dimension :
  18.4 x 10.2 x 15.3mm
- Approval Standard :
  UL, cUL
- Cross Reference:
  JV, OJ/OJE

NS

- Contact Arrangement : 1A, 1C
- Contact Ratings :
  5A 250VAC, 5A 30VDC
- Rated Voltage:
  3~48VDC
- Coil Power :
  200mW, 450mW
- Outline Dimension :
  20.5 x 10.2 x 15.3mm
- Approval Standard :
  UL, cUL
- Cross Reference:
  G5SB/G5Q, JQ/PQ, PCH

Copyright ⓒ 2022 Sangsangin Co., Ltd. All rights reserved.

Power Relay

NKB

- Contact Arrangement : 1A, 1C
- Contact Ratings :
  10A 277VAC, 10A 28VDC
- Rated Voltage:
  5~48VDC
- Coil Power :
  360mW
- Outline Dimension :
  19 x 15.2 x 15.2mm
- Approval Standard :
  UL, cUL , TUV, CQC
- Cross Reference:
  G5L, JS, PCE/ORWH

CQ

- Contact Arrangement : 1A, 1C
- Contact Ratings :
  16A 125VAC, 10A 30VDC
- Rated Voltage:
  5~48VDC
- Coil Power :
  200mW, 400mW
- Outline Dimension :
  22 x 16 x 10.5mm
- Approval Standard :
  UL, cUL
- Cross Reference:
  G5CA, JV/JVN, PCD

CK

- Contact Arrangement : 1A, 1C
- Contact Ratings :
  10A 250VAC, 10A 30VDC
- Rated Voltage:
  5~48VDC
- Coil Power :
  250mW, 530mW
- Outline Dimension :
  23.8 x 9.5 x 24.5mm
- Approval Standard :
  UL, cUL
- Cross Reference:
  G5PA-1, LK, SDT

CN

- Contact Arrangement : 2A
- Contact Ratings :
  5A 250VAC, 5A 30VDC
- Rated Voltage:
  5~48VDC
- Coil Power :
  530mW
- Outline Dimension :
  24.4 x 12.8 x 24.8mm
- Approval Standard :
  UL, cUL
- Cross Reference:
  G5PA-2, LA, OSA/PCI

Copyright ⓒ 2022 Sangsangin Co., Ltd. All rights reserved.

Power Relay

CH



- Contact Arrangement : 1A, 1C, 2A, 2C
- Contact Ratings :
  16A 240VAC, 16A 30VDC
- Rated Voltage:
  3~48VDC
- Coil Power :
  240mW, 540mW
- Outline Dimension :
  29 x 12.7 x 20mm
- Approval Standard :
  UL, cUL
- Cross Reference:
  G2R, JW

TH

- Contact Arrangement : 1A, 1C, 2A, 2C
- Contact Ratings :
  16A 250VAC
- Rated Voltage:
  5~110VDC, 24~230VAC
- Coil Power :
  400mW, 0.75VA
- Outline Dimension :
  29 x 12.7 x 15.7mm
- Approval Standard :
  UL, cUL, VDE
- Cross Reference:
  G2RL, LZ, RT

THD

- Contact Arrangement : 1A, 1C
- Contact Ratings :
  16A 250VAC
- Rated Voltage:
  5~48VDC
- Coil Power :
  400mW
- Outline Dimension :
  29 x 12.7 x 15.7mm
- Approval Standard :
  UL, cUL
- Cross Reference:
  G2R, LZ, RT

KH

- Contact Arrangement : 1A
- Contact Ratings :
  16A 250VAC, 16A 30VDC
- Rated Voltage:
  5~48VDC
- Coil Power :
  540mW
- Outline Dimension :
  29 x 12.6 x 24.2mm
- Approval Standard :
  UL, cUL
- Cross Reference:
  G5J, VR, OMIF

Copyright ⓒ 2022 Sangsangin Co., Ltd. All rights reserved.

Power Relay

NG

- Contact Arrangement : 1A
- Contact Ratings :
  20A 250VAC, 20A 30VDC
- Rated Voltage:
  5~48VDC
- Coil Power :
  900mW
- Outline Dimension :
  30.2 x 15.8 x 23.3mm
- Approval Standard :
  UL, cUL
- Cross Reference:
  G4A, LF, PCFN

CT

- Contact Arrangement : 1A, 1C
- Contact Ratings :
  30A 240VAC, 20A 28VDC
- Rated Voltage:
  5~110VDC, 12~277VAC
- Coil Power :
  900mW, 2VA
- Outline Dimension :
  32.3 x 27.1 x 20mm
- Approval Standard :
  UL, cUL
- Cross Reference:
  G8P, JTN/JTV, ORU

NCT

- Contact Arrangement : 1A, 1C
- Contact Ratings :
  40A 240VAC, 40A 28VDC
- Rated Voltage:
  6~48VDC
- Coil Power :
  930mW
- Outline Dimension :
  32.5 x 27.6 x 20.2mm
- Approval Standard :
  UL, cUL
- Cross Reference:
  G8P, JTN/JTV, ORU

TNC

- Contact Arrangement : 1A, 1C
- Contact Ratings :
  30A 240VAC, 20A 28VDC
- Rated Voltage:
  5~110VDC, 12~277VAC
- Coil Power :
  900mW, 2VA
- Outline Dimension :
  50 x 27.2 x 27.8mm
- Approval Standard :
  UL, cUL
- Cross Reference:
  G7G/G8P, JT, ORU

Copyright ⓒ 2022 Sangsangin Co., Ltd. All rights reserved.

Power Relay

SHP

- Contact Arrangement : 1A
- Contact Ratings :
  30A 250VAC
- Rated Voltage:
  5~60VDC
- Coil Power :
  1200mW
- Outline Dimension :
  35.2 x 32.2 x 24mm
- Approval Standard :
  UL, cUL
- Cross Reference:
  VF

Copyright ⓒ 2022 Sangsangin Co., Ltd. All rights reserved.

Industrial Relay

EKML

- Contact Arrangement : 1C, 2C, 3C, 4C
- Contact Ratings :
  16A 250VAC, 16A 30VDC
- Rated Voltage:
  5~120VDC, 12~240VAC
- Coil Power :
  900mW, 1500mW, 1.2VA
- Outline Dimension :
  28(27.3) x 21.5(31,41) x 35mm
- Approval Standard :
  UL, cUL
- Cross Reference:
  LY, HL, TM

EKMH

- Contact Arrangement : 2C, 3C, 4C
- Contact Ratings :
  7A 240VAC, 7A 30VDC
- Rated Voltage:
  5~120VDC, 6~240VAC
- Coil Power :
  900mW, 1.2VA
- Outline Dimension :
  28 x 21.5 x 35mm
- Approval Standard :
  UL, cUL
- Cross Reference:
  MY, HC/HJ

KMK

- Contact Arrangement : 2C, 3C
- Contact Ratings :
  10A 250VAC, 10A 30VDC
- Rated Voltage:
  5~48VDC
- Coil Power :
  1500mW, 2.7VA
- Outline Dimension :
  35 x 35 x 55mm
- Approval Standard :
  UL, cUL
- Cross Reference:
  MK, RCP/RCPT

NX

- Contact Arrangement : 1C, 2A, 2C
- Contact Ratings :
  100A 250VAC, 100A 28VDC
- Rated Voltage:
  6~220VDC, 6~380VAC
- Coil Power :
  3000mW, 10VA
- Outline Dimension :
  74 x 64 x 56.8mm
- Approval Standard :
  –
- Cross Reference:
  –

Copyright ⓒ 2022 Sangsangin Co., Ltd. All rights reserved.

Automotive Relay

NKBA

- Contact Arrangement : 1A, 1C
- Contact Ratings :
  15A 13.5VDC
- Rated Voltage:
  9~24VDC
- Coil Power :
  0.45W, 0.64W, 0.8W
- Outline Dimension :
  19 x 15.2 x 15.5mm
- Approval Standard :
  –
- Cross Reference:
  G8SN, JSM, T72N

KA

- Contact Arrangement : 1A, 1C
- Contact Ratings :
  NO: 20A 14VDC NC: 12A 145VDC
- Rated Voltage:
  6~24VDC
- Coil Power :
  600mW, 800mW
- Outline Dimension :
  15.7 x 12.3 x 14mm
- Approval Standard :
  UL, cUL
- Cross Reference:
  G8QN, JJM, FBR51/52

HY

- Contact Arrangement : 1A, 1B, 1C, 1U
- Contact Ratings :
  NO: 40A 14VDC NC: 30A 14VDC
- Rated Voltage:
  6~24VDC
- Coil Power :
  1600mW, 1900mW
- Outline Dimension :
  28 x 28 x 25mm
- Approval Standard :
  –
- Cross Reference:
  CB, VF4

Copyright ⓒ 2022 Sangsangin Co., Ltd. All rights reserved.

Latching Relay

THL

- Contact Arrangement : 1A, 1C, 2A, 2C
- Contact Ratings :
  16A 250VAC
- Rated Voltage:
  5~24VDC
- Coil Power :
  400mW, 600mW
- Outline Dimension :
  29 x 12.7 x 15.7mm
- Approval Standard :
  UL, cUL
- Cross Reference:
  DJ, RT1 bistable, FTR-K1L

THLS

- Contact Arrangement : 1A
- Contact Ratings :
  16A 250VAC
- Rated Voltage:
  5~24VDC
- Coil Power :
  400mW, 600mW
- Outline Dimension :
  29 x 12.7 x 15.7mm
- Approval Standard :
  UL, cUL
- Cross Reference:
  TE: RTX/RTS3T

AL

- Contact Arrangement : 1A+1B
- Contact Ratings :
  25A 277VAC
- Rated Voltage:
  5~48VDC
- Coil Power :
  1200mW, 2400mW
- Outline Dimension :
  50 x 27 x 20mm
- Approval Standard :
  UL, cUL
- Cross Reference:
  –

NKBL

- Contact Arrangement : 1A, 1C
- Contact Ratings :
  10A 277VAC, 10A 30VDC
- Rated Voltage:
  5~48VDC
- Coil Power :
  400mW, 800mW
- Outline Dimension :
  19 x 15.2 x 15.5mm
- Approval Standard :
  UL, cUL
- Cross Reference:
  –

Copyright ⓒ 2022 Sangsangin Co., Ltd. All rights reserved.

Relay Socket

For NA



● NAA–1A

● NAB–1A

For CH, TH, THD

● TH–1C

● TH–2C

For KML

● KML2–B

● KML2–C

● KML3–C

● KML4–C

For KMH

● KMH2–B
● KMH3–B
● KMH4–B

● KMH2–C
● KMH3–C
● KMH4–C

Copyright ⓒ 2022 Sangsangin Co., Ltd. All rights reserved.

Relay Socket

For KMK

- KMK2–A
- KMK3–A

- KMK2–B
- KMK3–B

- KMK2–C
- KMK3–C

Copyright ⓒ 2022 Sangsangin Co., Ltd. All rights reserved.

SSR

KSA

- Control Voltage : 5~24VDC
- Output : AC
- Current Range : 0.1~2A

KSB

- Control Voltage : L, H
- Output : AC
- Current Range : 0.1~3A

KSC

- Control Voltage : 5~24VDC
- Output : AC
- Current Range : 0.1~2A

KSD



- Control Voltage : L, H, W
- Output : AC
- Current Range : 0.1~5A

KSD(037)

- Control Voltage : L, H, W
- Output : AC
- Current Range : 0.1~5A

KSFA

- Control Voltage : 5~24VDC
- Output : AC
- Current Range : 0.1~3A

KSG



- Control Voltage : 5~24VDC
- Output : AC
- Current Range : 0.1~2A

KSG3R

- Control Voltage : 5~24VDC
- Output : AC
- Current Range : 0.1~3A

Copyright ⓒ 2022 Sangsangin Co., Ltd. All rights reserved.

SSR

KSMA

- Control Voltage : 5~60VDC
- Output : AC
- Current Range : 0.1~2A

KSL

- Control Voltage : L, H
- Output : DC
- Current Range :

KSF

- Control Voltage : 5~24VDC, W
- Output : DC
- Current Range : 0.1~5A

KSCD

- Control Voltage : 5~25VDC
- Output : DC
- Current Range : 0.02~4A

KSGD

- Control Voltage : 5~24VDC
- Output : DC
- Current Range : 0.02~5A

KG3RD

- Control Voltage : 5~24VDC
- Output : DC
- Current Range : 0.1~2A

KSMD

- Control Voltage : 5~60VDC
- Output : DC
- Current Range : 0.02~4A

Copyright ⓒ 2022 Sangsangin Co., Ltd. All rights reserved.

SSR Socket

DRA

- Module Series
- Applicable SSR type :
  KSD, KSF, KSL

KPD-1A



- Applicable SSR type :
  KSMA, KSMD

KPD-3A

- Applicable SSR type :
  KSG, KSGD

KPD-4A

- Applicable SSR type :
  KSG3R, KG3RD

Copyright ⓒ 2022 Sangsangin Co., Ltd. All rights reserved.

Safety Certificate

To protect customers from possible dangers in relays, we has developed and produced products that comply with these safety regulations.

VDE

VDE Prüf- und Zertifizierungsinstitut

ZEICHENGENEHMIGUNG
MARKS APPROVAL

Texcell-NetCom Co. Ltd.
426-5, Gasan-Dong,
13F, World Merdian # 2
153-759 GEUMCHEON-GU
Seoul
SOUTH KOREA
ist berechtigt, für ihr Produkt /
is authorized to use for their product

Elektromechanisches Elementarrelais
Electromechanical elementary relay
TH

die hier abgebildeten markenrechtlich geschützten Zeichen
für die ab Blatt 2 aufgeführten Typen zu benutzen /
the legally protected Marks as shown below for the types referred to on page 2 ff.

Geprüft und zertifiziert nach /
Tested and certified according to

DIN EN 61810-1 (VDE 0435 Teil 201):2009-02; EN 61810-1:2008
IEC 61810-1(ed.3)

Aktenzeichen: 5005228-4940-0005 / 184158
File ref.:
Ausweis-Nr.: 40038122 Blatt 1
Certificate No. Page
Offenbach, 2013-08-08

VDE Prüf- und Zertifizierungsinstitut GmbH
VDE Testing and Certification Institute
Zertifizierungsstelle / Certification

VDE Certificate and nur gültig bei Veröffentlichung unter:
VDE certificates are valid only when published on:
http://www.vde.com/certifikat
http://www.vde.com/certificate

VDE

TUV



Zertifikat Certificate

TÜVRheinland

Zertifikat Nr. Certificate No. E 50265861
Blatt Page 0001
Ihr Zeichen Client Reference H.Y.J.
Unser Zeichen Our Reference 2C10-YQ- 14723634 010
Ausstellungsdatum Date of issue 22.09.2013

Gebührenzahler Licence Holder
Texcell-NetCom Co., Ltd.
13F, World Meridian #2,
426-5, Gasan-Dong,
Geumcheon-Gu,
Seoul, 153-759,
Rep. of Korea

Fertigungsstätte Manufacturing Plant
2C10-ZJ-14723634 008

Prüfzeichen Test Mark
Geprüft nach Tested acc. to
EN 61810 1:2008

Zertifiziertes Produkt (Certificated Product)
Certified Product (Product Identification)

Lizenzgebühr - Rechnung
License Fee - Bill

Relay (Relay)

Type Designation : Blank Conf (TEXCELL)
C = 5, 6, 9, 12, 15, 24, 48
G = 12, 24
E = 2, Blank
G = 3, Blank

Rated Coil Voltage : DC 5V, 6V, 9V, 12V, 15V, 24V, 48V
Rated Coil Power : 1) 0.45W for 5, 6, 9, 12, 15, 24VDC
2) 0.65W or 0.75W for 48VDC
Ambient Temperature : 40°C to +55°C
Contact Rating : 16A 277VAC Ohm phs.3
12A 120VAC Ohm phs.1
Number of Cycles for Electrical Endurance : 10,000
Number of Cycles for Mechanical Endurance : 3,000,000

Continued on page 2002

Zertifizierungsstelle

TÜV Rheinland LGA Products GmbH · Tillystraße 2 · 90431 Nürnberg

UL & cUL



ONLINE CERTIFICATIONS DIRECTORY Home Quick Guide Contact Us UL.com

NRNT2.E122258
Switches, Industrial Control - Component

Page Bottom

Switches, Industrial Control - Component

See General Information for Switches, Industrial Control - Component

TEXCELL-NETCOM CO LTD E122258
13F WORLD MERIDIAN #2
426-5 GASAN-DONG
GEUMCHEON-GU
SEOUL, 153-759 REPUBLIC OF KOREA

Investigated to ANSI/UL 508

Business equipment Model(s) CH, followed by 11 or 1, followed by -E or -H, followed by D3, D5, D6, D9, D12, D18, D24 or D48, followed by F or S

CH, followed by 11 or 1, followed by -HG, followed by D3, D5, D6, D9, D12, D18, D24 or D48, followed by F

CH, followed by 22 or 2, followed by -M, followed by D3, D5, D6, D9, D12, D18, D24 or D48, followed by F or S

CH, followed by 22 or 2, followed by -MG, followed by D3, D5, D6, D9, D12, D18, D24 or D48, followed by F

CK11, followed by -H, followed by 3-48, followed by S or SH

KA, followed by 11 or 1, followed by -L or -D, followed by 35-245

KB, followed by 11 or 1, followed by -H, followed by 3-48, followed by S, followed by S

NCY, followed by 3-48, followed by V or VH

TAA or TAB, followed by 11 or 1, followed by 3-48, followed by B, N or H

Electronic data processing and similar equipment, open type Model(s) CY followed by -3, -5, -6, -9, -12, -15, -24, -48, followed by V or VH.

KMH, followed by 2, 3 or 4, may be followed by -A6, -A12, -A24, -A48, -A120, -A220, -A240 or -D5, -D6, -D12, -D24, -D48, -D110, followed by P, S, B, SL or PL.

Industrial applications, open type Model(s) KH11 series, followed by Blank or TMP or D, followed by -E5 through -E48, followed by F or Blank.

KML, followed by 11, 1, 22 or 2, may be followed by -A6, -A12,-A24,-A36, -A48,-A60, -A100,-A110, -A120,-A200, -A220, -A230, -A240 or -D5, -D6, -D12, -D24, -D30, -D36, -D48, -D110, -D125, -D220, followed by P, S, B, SL or PL

NB followed by -2.25V through -48V, may be followed by L1 or L2, may be followed by S.

Industrial control relays or magnetic latching relay, open type, for use in information technology equipment application for basic insulation only Model(s) CP followed by -1.5V, -2.4V, -3V, -4.5V, -5V, -6V, -9V, -12V or -24V, may be followed by L1 or L2, may be followed by S, may be followed by R.

NC followed by -1.5V, -3V, -4.5V, -5V, -6V, -9V, -12V or -24V, may be followed by L1, may be followed by S or S1, may be followed by R.

Industrial Control Switches Model(s) KML, followed by 22, 222, 2, 33, 333, 3 and 44, 444 and 4 followed by -D6, -D9, -D12, -D18, -D24, -D36, -D48, -D60, -D110,-A6, -A9, -A12, -A18, -A24, -A36, -A48, -A60, -A110 and -A220, followed by P, S or B, followed by

CQC

PRODUCT CERTIFICATE

No.: CQC16002138659

NAME AND ADDRESS OF THE APPLICANT
Texcell-NetCom Co., Ltd
13F, World Meridian #2, 426-5, Gasan-Dong, Geumcheon-Gu,Seoul

NAME AND ADDRESS OF THE MANUFACTURER
Texcell-NetCom Co., Ltd
No.5 shuntai Road Yangming industrial Park,Yuyao City,Zhejiang 315400

NAME AND ADDRESS OF THE FACTORY
Texcell-NetCom Co., Ltd
No.5 shuntai Road Yangming industrial Park,Yuyao City,Zhejiang 315400

NAME, MODEL AND SPECIFICATION
Relay
NKB系列，额定负载：10A 277VAC；12A 125VAC(重开，间断)电气寿命：10000周期；10A 277VAC(重开)，电气寿命：10000周期，间断；5VDC，9VDC，12VDC，18VDC，24VDC，48VDC，环境温度：-40℃~85℃

THE STANDARDS AND TECHNICAL REQUIREMENTS FOR THE PRODUCTS
GB/T21711.1-2008

CERTIFICATION MODEL
Type Testing of Product + Initial Factory Inspection + Follow up Factory Inspecion

This is to certify that the above mentioned products have met the requirements of certification sies CQC11-462195-2010.
Date of issue: Jan.28,2016 Date of expiry: Jan.28,2021
Validity of this certificate is subject to positive result of the regular follow up inspection by issing certification body until the expiry date.

President: Wang Kejian

CHINA QUALITY CERTIFICATION CENTRE
Section F.No.168,Hanzhuan Xilu, Beijing 100070 P.R.China
http://www.cqc.com.cn

0078368

Copyright © 2022 Sangsangin Co., Ltd. All rights reserved.

Technology Certificate

We has various certifications related to the technology and solution development of relay business. We are the company with patent and quality management certificate and a company-affiliated research institute.

LETTERS PATENT

특 허 증

특 허 제 0348978 호

출원 번호 제 1999-0051529 호
출 원 일 1999년 11월 19일
등 록 일 2002년 08월 02일

발명의명칭 전자레인지의 마그네트론 컨트롤 전용 릴레이

특허 권자 주식회사 텍셀(120111-0050104)
인천 계양구 작전3동 679-11

발 명 자 김종걸(610117-1144410)
인천광역시남동구구월1동1160번지

위의 발명은 특허법에 의하여 특허등록원부에 등록되었음을 증명합니다.

2002년 08월 02일

특 허 청 장

ISO 9001 : 2015

Converged Management Certification

CERTIFICATE OF MANAGEMENT SYSTEM

SANGSANGIN CO., LTD.

#358, Hwangsaeul-ro, Bundang-gu, Seongnam-si, Gyeonggi-do, Korea

This is to certify that quality management system of the above mentioned company meets the requirements of

ISO 9001 : 2015

1. Design, Development, Manufacture and Installation of Network Systems and Software
2. Development and Manufacture of Electronic Component

Certification Number : CQ-1121
Date of Initial Approval : 23 June 2015
Re-issued : 04 June 2020
Expiry : 22 June 2023

Approval : C.H. Lee

This certificate is valid only if regulatory surveillance audit is conducted within the required time.

Converged Management Certification Co., Ltd.
#8, Seohodong-ro, Gwonsoon-gu, Suwon-si, Gyeonggi-do, Korea
T:+82-70-4366-1732 F:+82-70-8677-1732
http://www.cmcfr4.com
This certificate can be searched at IAF website.
https://www.iafcertsearch.org/

The research institute of an Enterprise



제 19961188 호

기 업 부 설 연 구 소 인 정 서

1.연 구 소 명 : (주)텍셀네트컴 기술연구소
[소속기업명 : (주)텍셀네트컴]
2.소 재 지 : 서울 금천구 가산동 426-5
월드메르디앙벤처센터II 1313~1317
3.신고연월일 : 1996년 5월 22일
(최초인정일 : 1996년 7월 8일)

기술개발촉진법 제16조 및 동법 시행령 제15조 제1항의 규정에 의하여 위와 같이 기업부설연구소로 인정합니다.

2005년 6월 16일

* 변경내역 *
1. 소재지 변경 : 2005년 6월 16일
2. 상호 및 연구원 변경 : 2005년 6월 16일

한국산업기술진흥협회장

Copyright ⓒ 2022 Sangsangin Co., Ltd. All rights reserved.

Main Customer

SAMSUNG
LG
WINIA
S-1 CORPORATION
HUMAX
ILWOUL
COMMAX SmartHome & Security
Schneider Electric
Haatz
CONRAD
HYUNDAI

Copyright ⓒ 2022 Sangsangin Co., Ltd. All rights reserved.